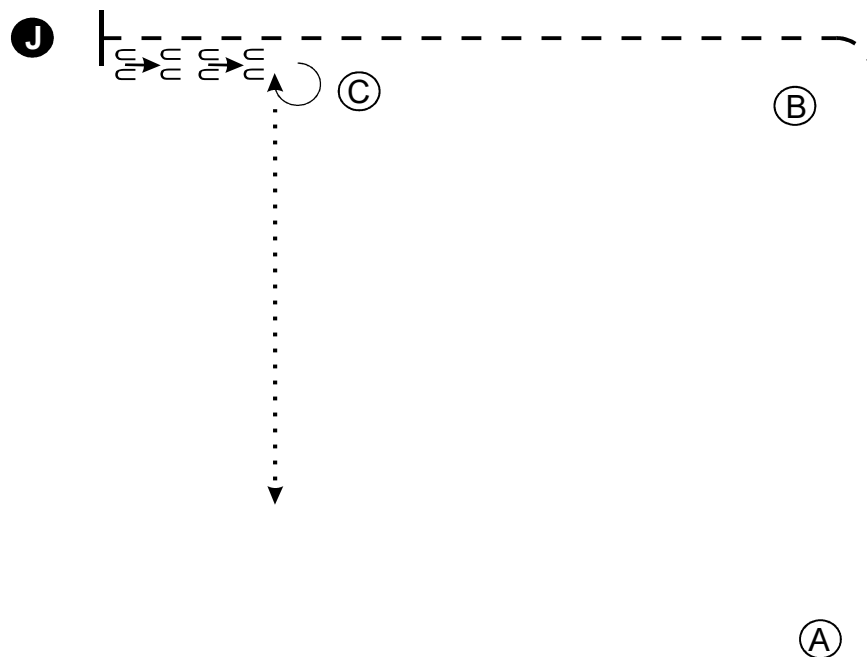


SSC Shades of Summer Open Show

Showmanship

Classes: 16, 17, 18, 19 & 20



Be ready at A.

1. Walk to B.
2. Trot around B and to Judge.
3. Stop and set up for Inspection.
4. When Dismissed, Back one Horse Length.
5. Turn 270 degrees and Walk straight off.

LEGEND

Walk:

Trot: - - - - -

Back: ↻↻ ↻↻

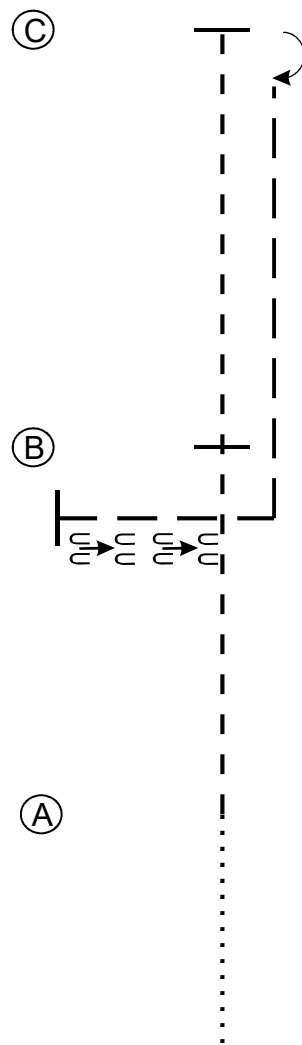
Marker: (B)

Judge: (J)

SSC Shades of Summer Open Show

W/T Hunt Seat Equitation (No Cross Entry)

Classes: 25 & 26



1. Walk to A.
2. Posting Trot Left Diagonal A to B.
3. Stop at B.
4. Posting Trot Right Diagonal B to C.
5. Stop at C and perform 180 degree Turn to the Right on Forehand.
6. Extended Trot on correct Diagonal to and around Cone B.
7. At B Stop and Back.

LEGEND

Walk:

Trot: - - - - -

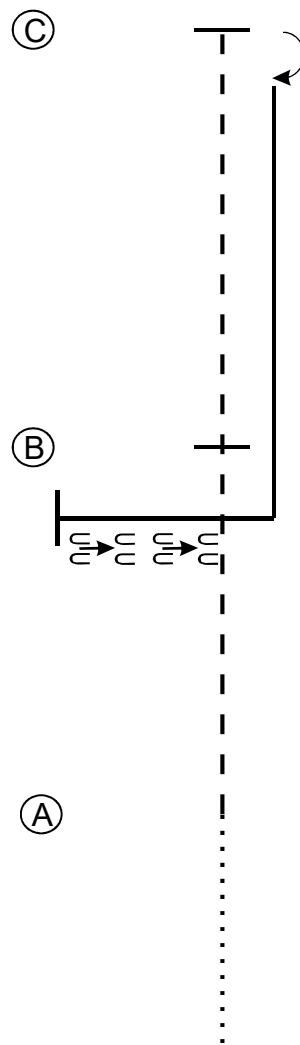
Back:

Marker: (B)

SSC Shades of Summer Open Show

Hunt Seat Seat Equitation

Classes: 27 & 28



1. Walk to A.
2. Posting Trot, Left Diagonal A to B.
3. Stop at B.
4. Posting Trot, Right Diagonal, B to C.
5. Stop at C and perform a 180 degree Turn to the Right on the Forehand.
6. Canter on the Left Lead to and around B.
7. At B Stop and Back.

LEGEND

Walk:

Posting Trot: - - - - -

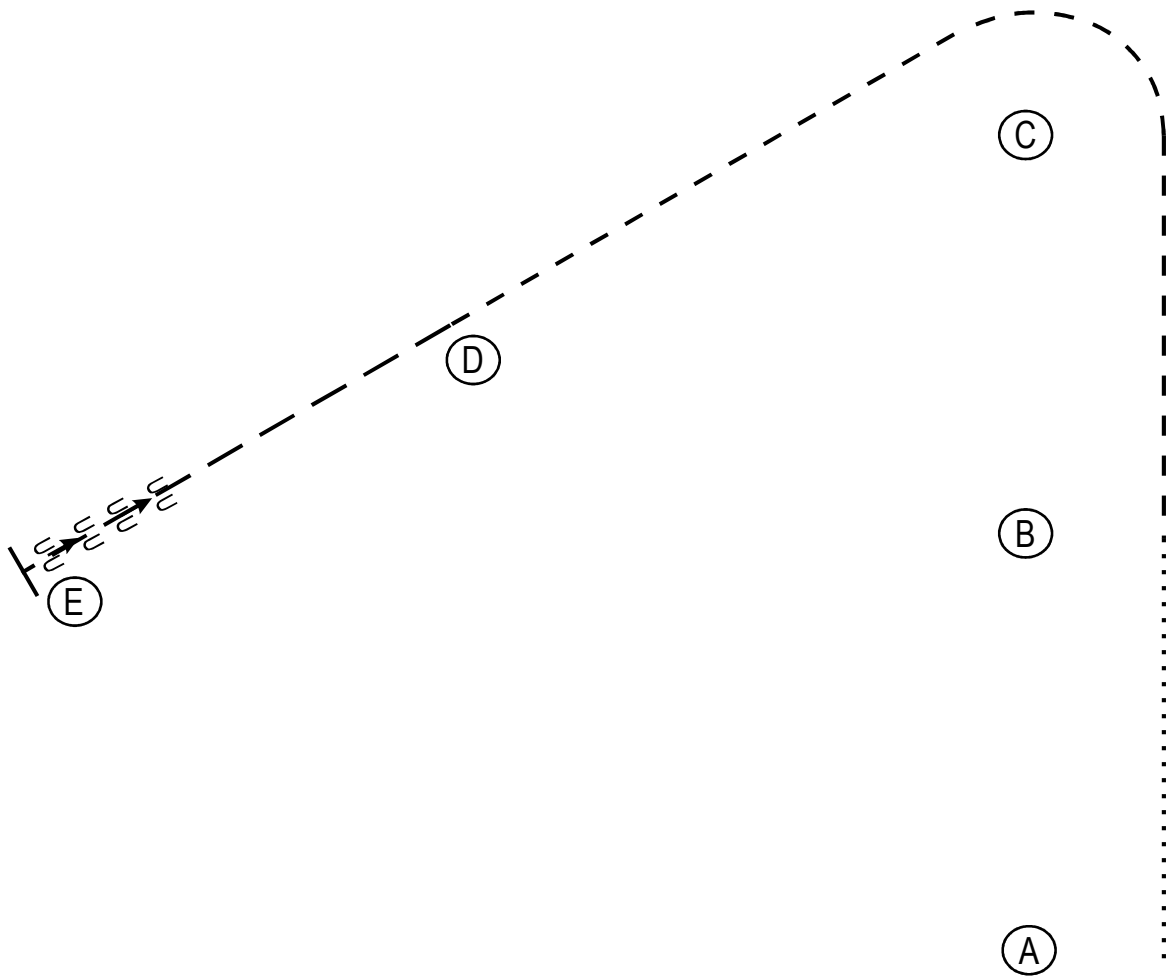
Canter: _____

Back: $\begin{matrix} \curvearrowright \\ \curvearrowright \end{matrix} \rightarrow \begin{matrix} \curvearrowright \\ \curvearrowright \end{matrix} \quad \begin{matrix} \curvearrowright \\ \curvearrowright \end{matrix} \rightarrow \begin{matrix} \curvearrowright \\ \curvearrowright \end{matrix}$

SSC Shades of Summer Open Show

W/T Western Horsemanship

Classes: 39-40



1. Walk A to B.
2. At B Trot around C to D.
3. At D Extend the Trot.
4. Stop at E.
5. Back 4 Steps.

LEGEND

Walk:

Trot: - - - - -

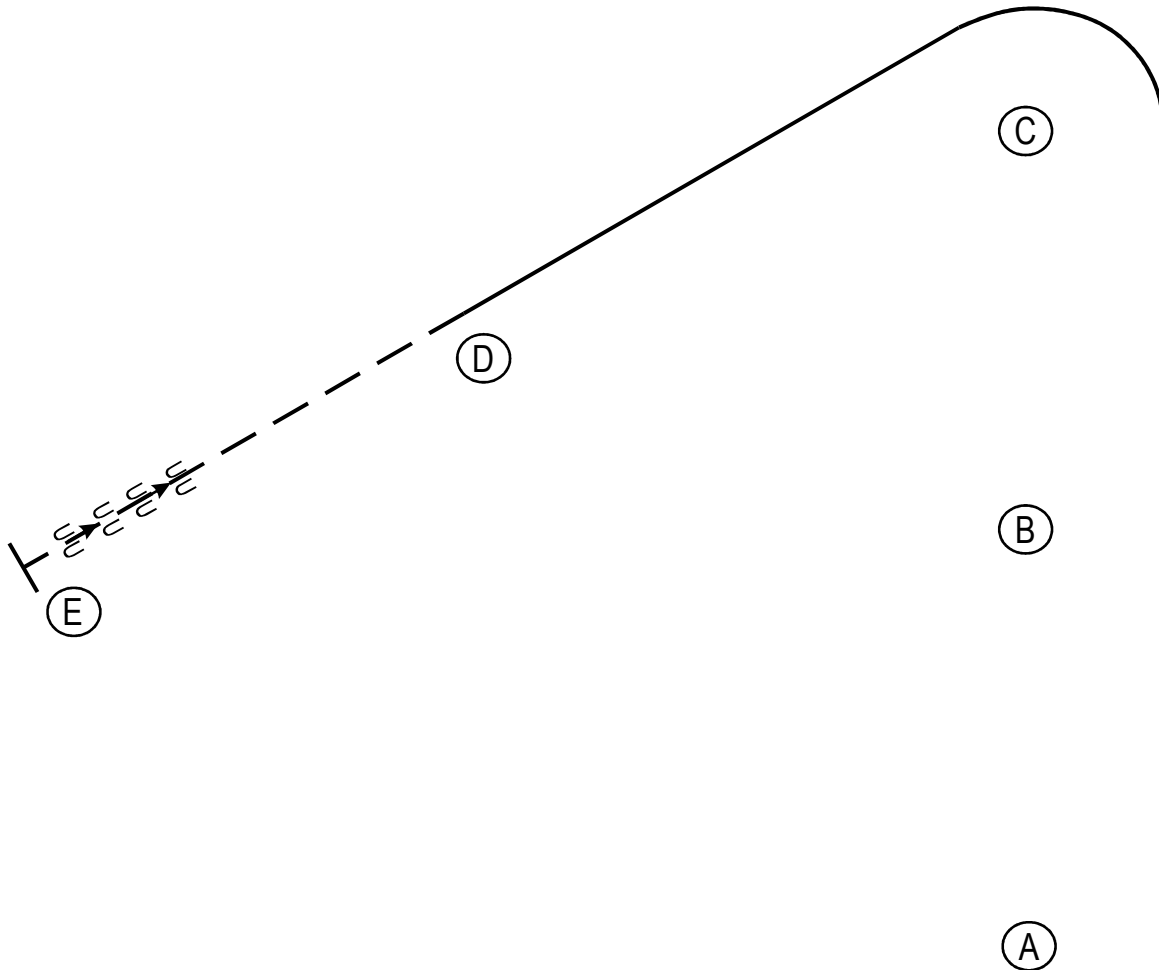
Extended Trot: — — —

Back: ⇐ ⇐ ⇐ ⇐

SSC Shades of Summer Open Show

Western Horsemanship

Classes: 41-42



1. Jog A to B.
2. At B Lope on the Right Lead around C to D.
3. At D Extend the Jog to E.
4. Stop at E.
5. Back 4 Steps.

LEGEND

Walk:

Jog: - - - - -

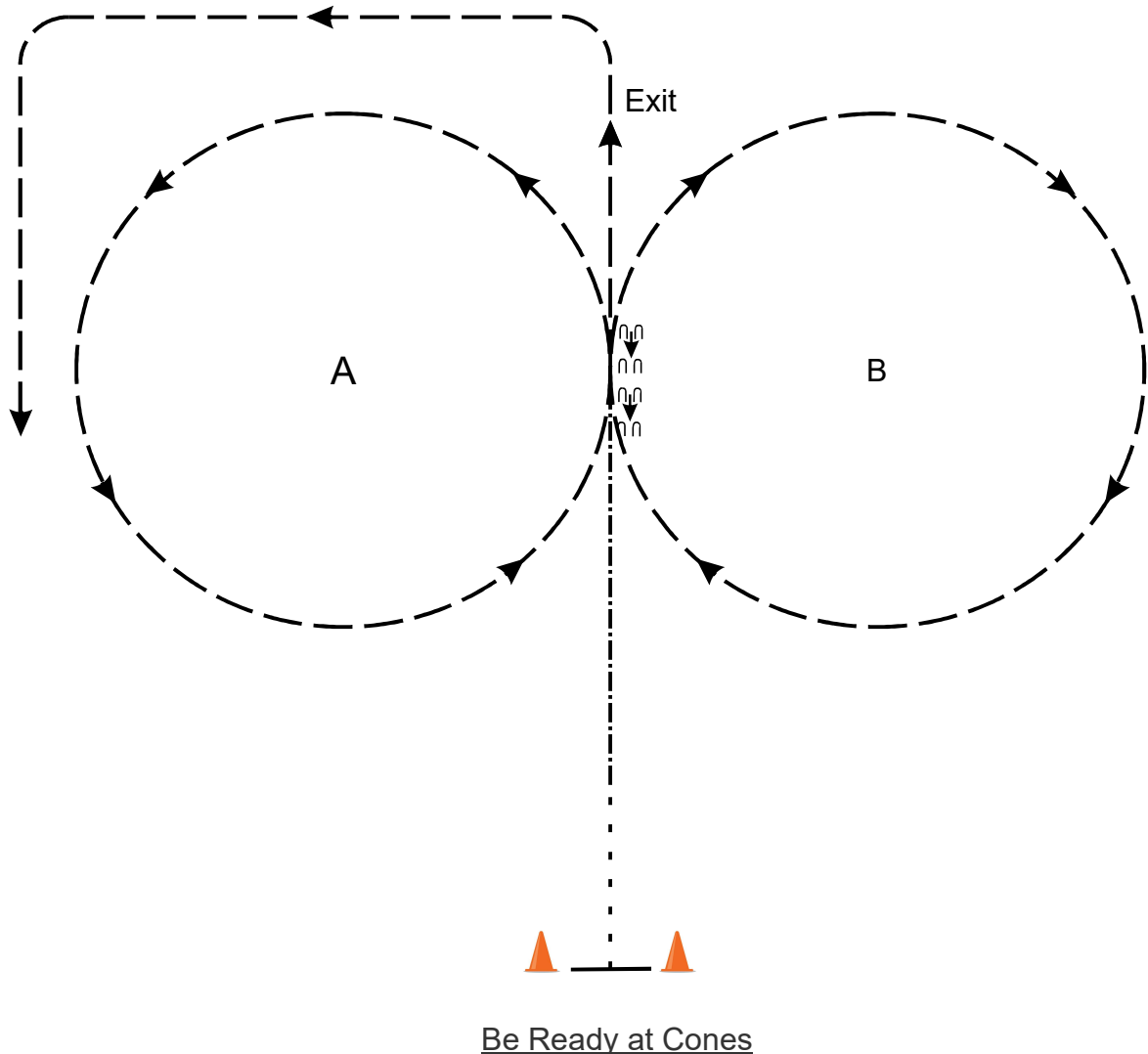
Lope: _____

Back: $\overleftarrow{u} \rightarrow \overleftarrow{u}$ $\overleftarrow{u} \rightarrow \overleftarrow{u}$

SSC Shades of Summer Open Show

Driving Reinsmanship

Classes: 52 & 55



1. Be ready between Start Cones.
2. Walk out about 6 Steps and pick up Collected Trot.
3. At middle of your Circle, Start Working Trot Large Circle to the Left.
4. At the same Spot, begin a Same Sized Circle, Working Trot, to the Right.
5. Again, at Middle of Circle Halt and Back 4 Steps.

LEGEND

Walk: - - - - -

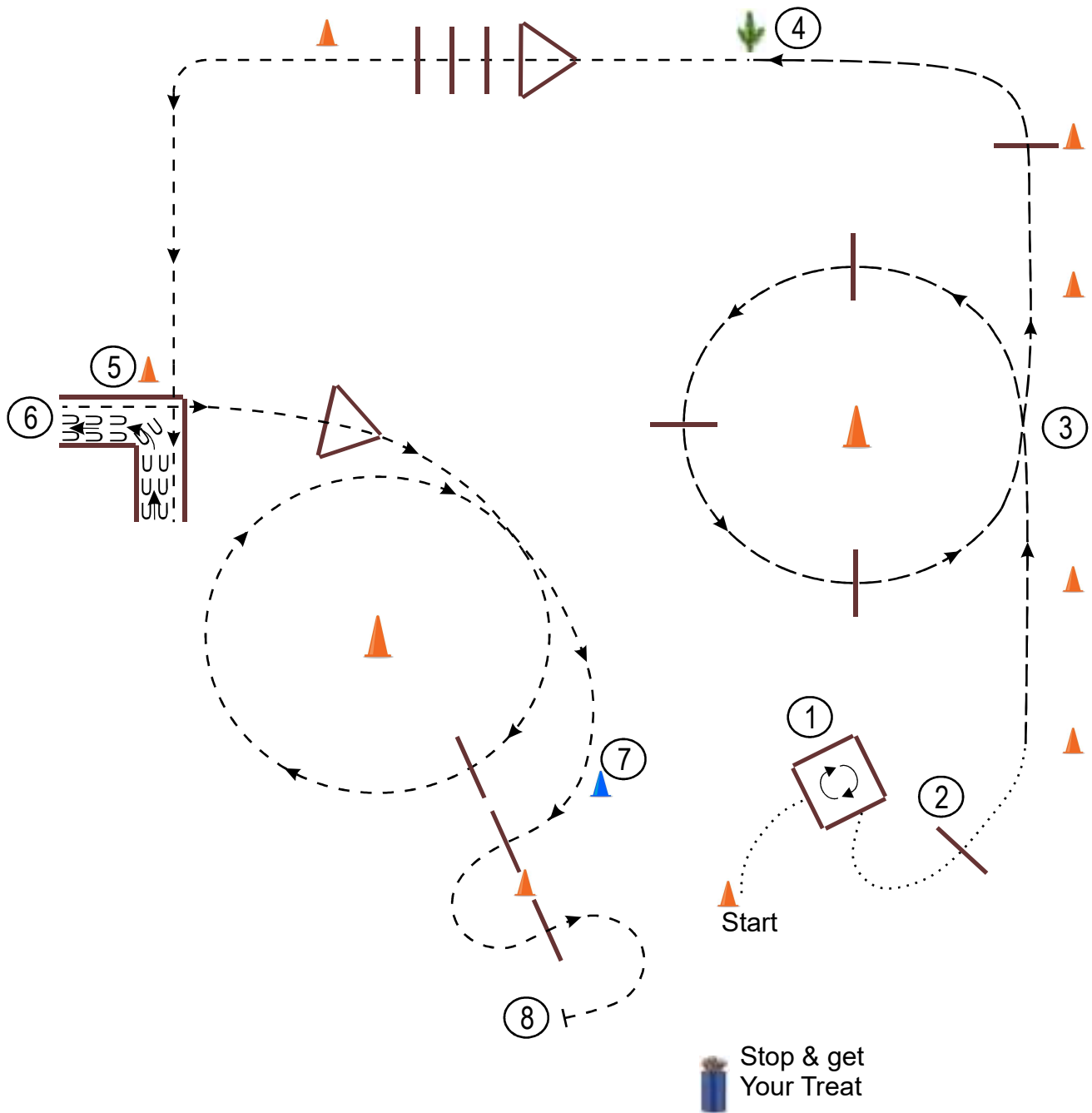
Collected Trot: - · - · - · - · - · -

Working Trot: - - - - -

Back: ⇐ ⇐ ⇐ ⇐

SSC Shades of Summer Open Show

W/T Pleasure Trail
Classes: 56 & 57



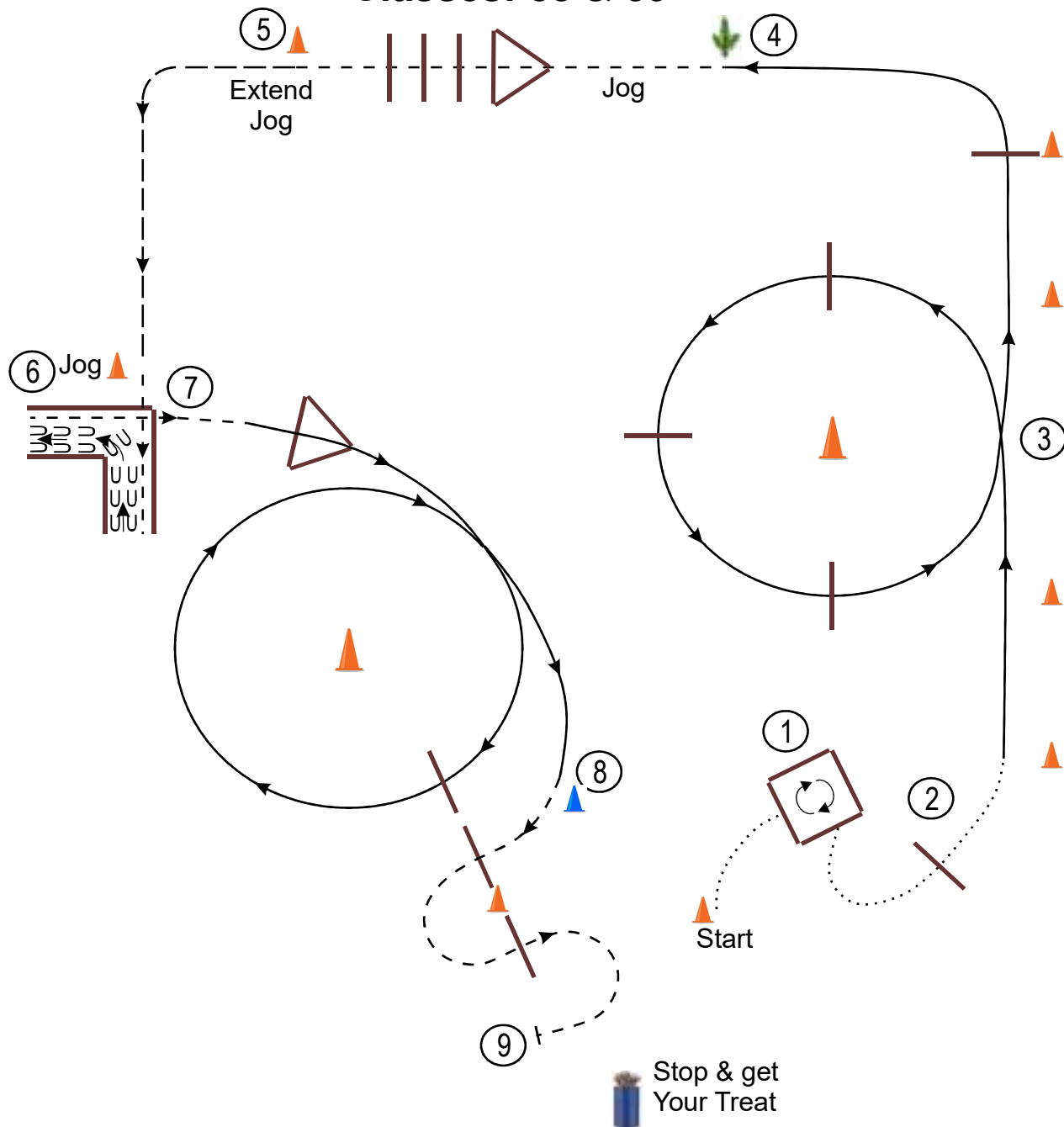
1. Walk into Box and Turn 1 1/4 Turns to the Right.
2. Walk out of Box and over Pole.
3. Extended Jog, Traveling up, make a Circle over 3 Poles.
4. Break to Jog at Bush, Jog through Triangle over 3 Poles, past Cone around corner towards Chute.
5. Jog into Chute. Back "L" as drawn.
6. Jog out of Chute thru Triangle, Circle Cone and Jog over Pole.
7. Continue Jog past Blue Cone and Serpentine the 2 Poles.
8. Stop / Hesitate / End of pattern.

LEGEND

Walk:
 Jog: - - - - -
 Extended Jog: - - - - -
 Back: ↔ ↔ ↔ ↔

SSC Shades of Summer Open Show

Lope Pleasure Trail Classes: 58 & 59



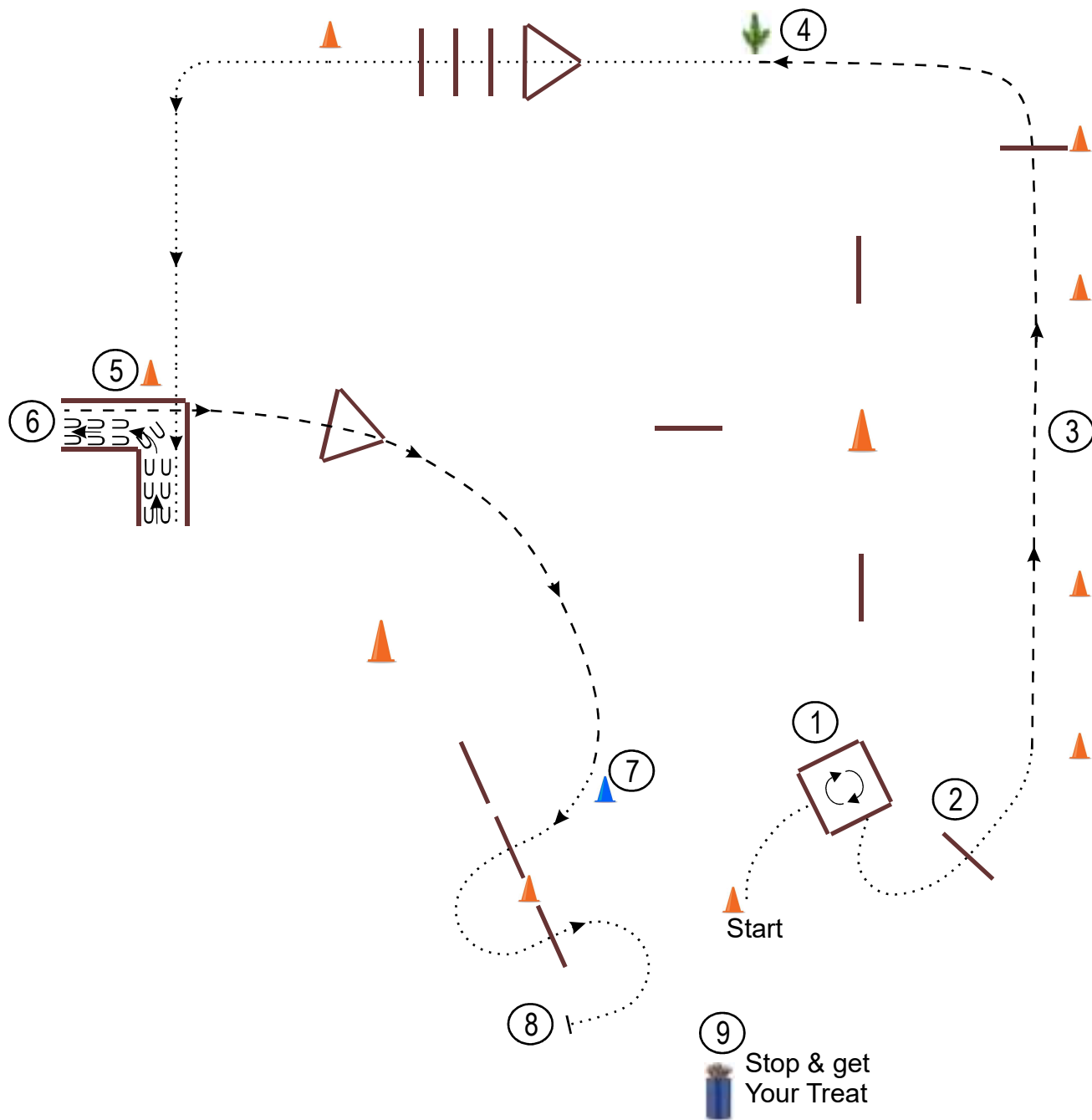
1. Walk into Box and Turn 1 1/4 Turns to the Right.
2. Walk out of Box and over Pole.
3. Left Lead Lope traveling up, make a Circle over 3 Poles.
4. Break to Jog at Bush and Jog through Triangle and over 3 Poles.
5. At Cone Extend Jog around corner and towards Chute.
6. Jog at Cone and into Chute, Back "L" as drawn.
7. Jog out of Chute, then Right Lead Lope through Triangle and Pole (Circle Cone).
8. Jog at Blue Cone and Serpentine 2 Poles.
9. Stop / Hesitate / End of pattern.

LEGEND

Walk:
Jog:	-----
Extended Jog:	-----
Lope:	—————
Back:	↔ ↔ ↔ ↔

SSC Shades of Summer Open Show

All In-Hand Trail Classes: 60 & 61



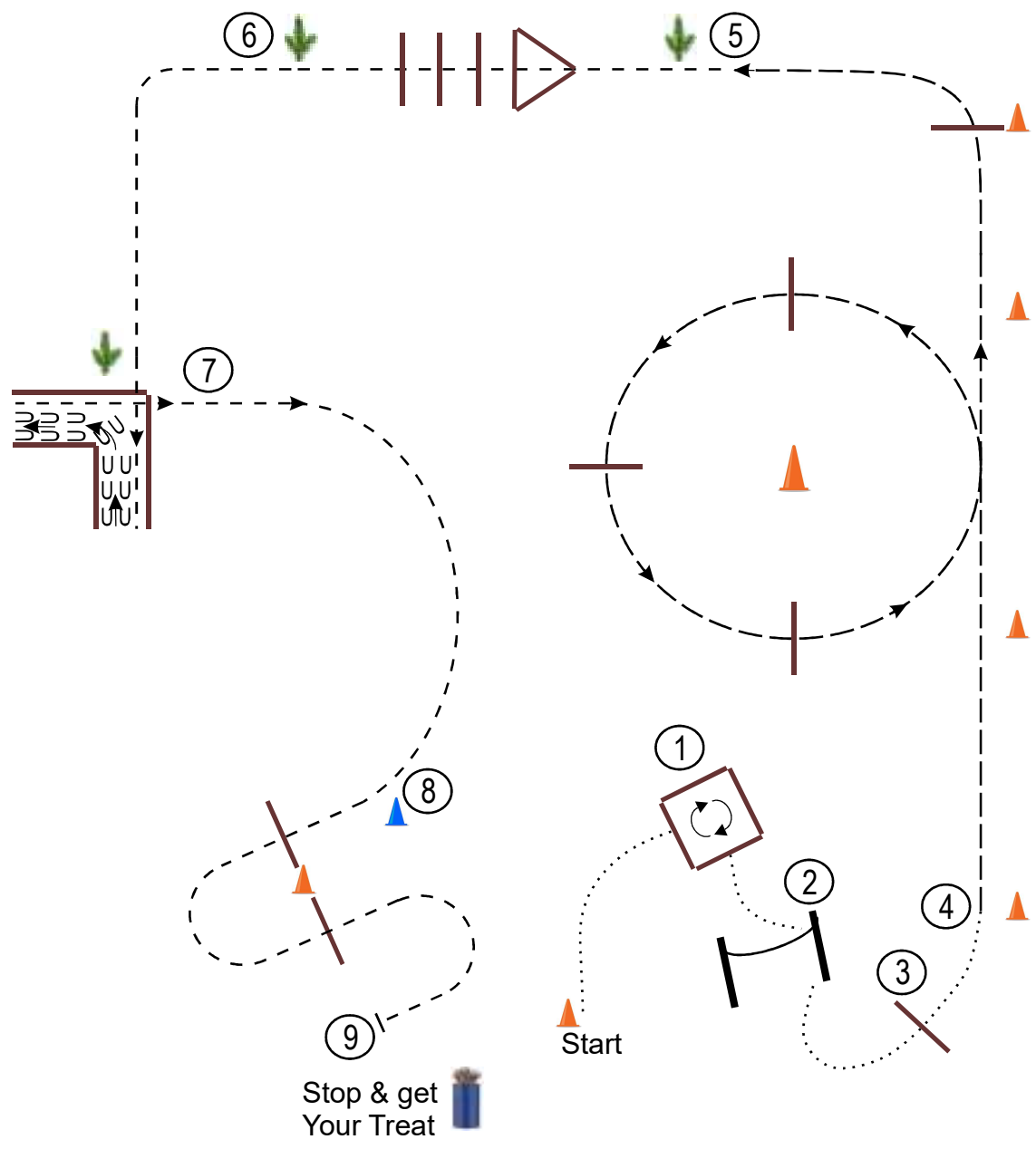
1. Walk into Box and Turn 1 1/4 Turns to the Right.
2. Walk out of Box and over Pole.
3. Pick up Trot, continue up over Pole and around corner.
4. Walk at Bush, over Triangle, 3 Poles around corner to Chute.
5. Walk into Chute to end. Back "L" as drawn.
6. Trot out of Chute, through Triangle to Blue Cone.
7. Break to a Walk, Weave over 2 Poles.
8. Stop / Hesitate / End of pattern.
9. Pick up Your Treat.

LEGEND	
Walk:
Trot:	-----
Back:	↔ ↔ ↔ ↔

SSC Shades of Summer Open Show

W/T Ranch Trail

Class: 62



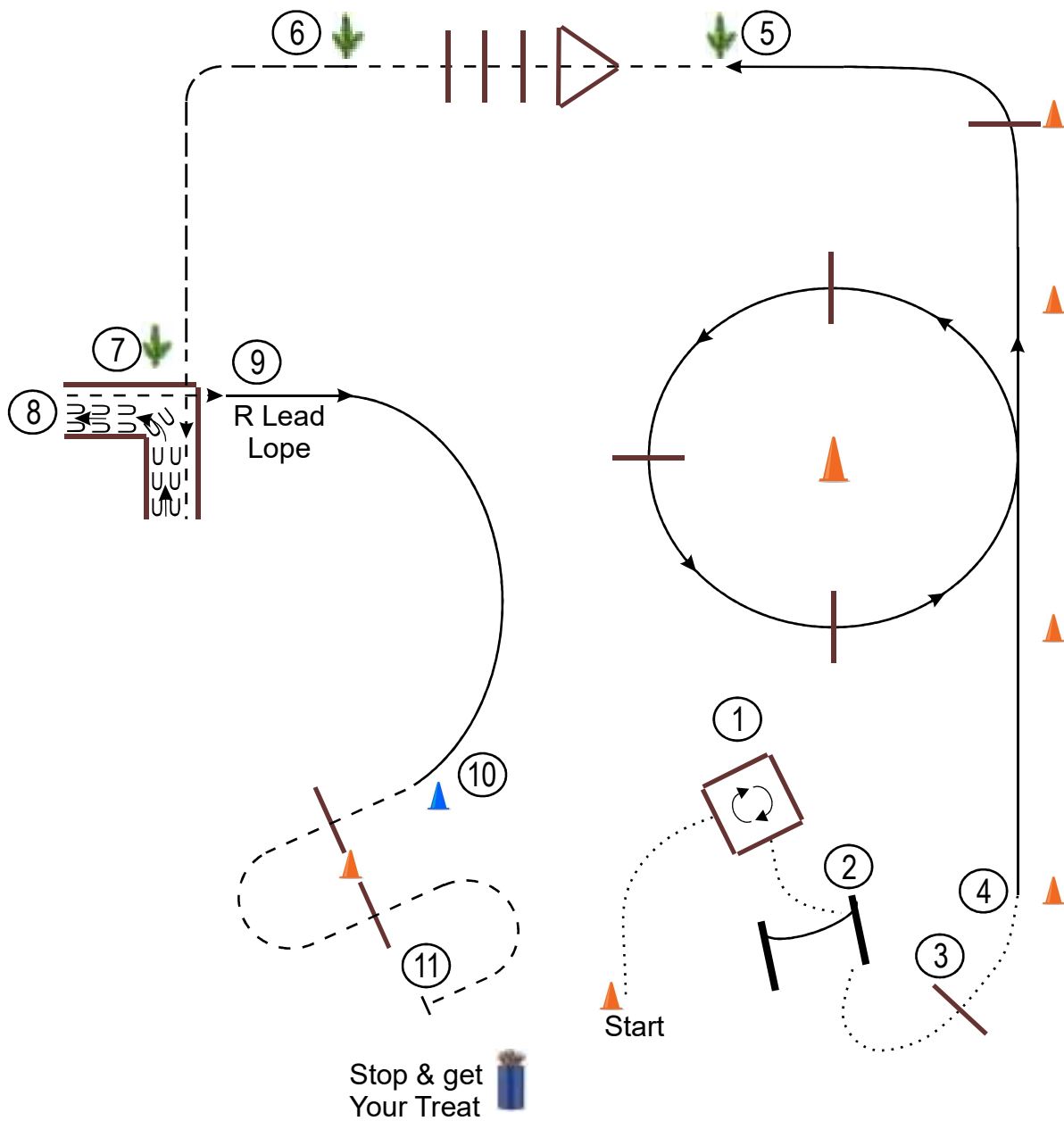
1. Walk into Box and Turn 1 1/4 Turns to the Right.
2. Walk out of Box to Gate. Right Hand push.
3. Walk over Pole.
4. Extended Trot, Continue up, form a Loop over 3 Poles.
5. Break to a Trot, at Bush, Trot thru Triangle and over 3 Poles.
6. Continue Trot past Bush, down towards and into Chute. Back "L" as Drawn.
7. Trot out of Chute and past Blue Cone.
8. Serpentine over 2 Poles.
9. Stop and Hesitate to show End of Pattern.
10. Stop and get your Treat.

LEGEND

Walk:
 Trot: - - - - -
 Extended Trot: - - - - -
 Sidepass: $\frac{UU \rightarrow UU \rightarrow}{UU \rightarrow UU \rightarrow}$
 Back: $\rightarrow \leftarrow \rightarrow \leftarrow$

SSC Shades of Summer Open Show

Lope Ranch Trail Classes: 63-65



1. Walk into Box and Turn 1 1/4 Turn to the Right.
2. Walk out of Box to Gate. Right Hand push.
3. Walk over Pole.
4. At Cone, "L" Lead making a Loop over 3 Poles.
5. Break to a Trot at Bush, Trot thru Triangle and over 3 Poles.
6. Extend the Trot.
7. Trot next to Bush into Chute. Back "L" as Drawn.
8. Trot out of Chute.
9. Right Lead Lope an arc towards Blue Cone. Break to a Trot.
10. Trot Serpentine over 2 Poles.
11. Stop and Hesitate to show End of Pattern.
12. Stop and get your Treat.

LEGEND

Walk:

Trot: - - - - -

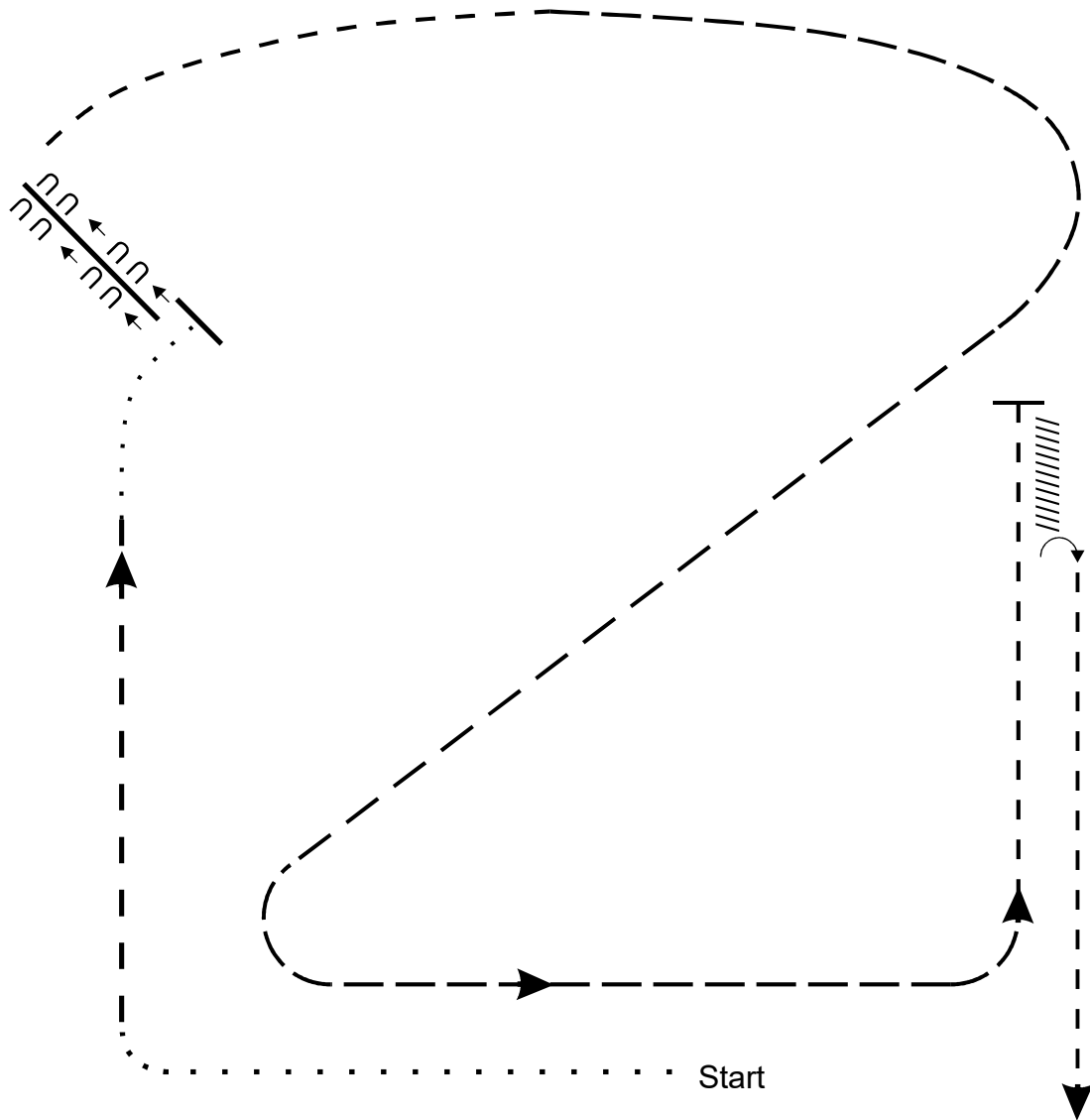
Extended Trot: - - - - -

Lope: _____

Back: 

SSC Shades of Summer Open Show

****W/T Ranch Riding (All Ages) (No Cross Entry)
Class 66**



1. Walk
2. Trot
3. Walk
4. Sidepass Left over Log.
5. Trot
6. Extended Trot
7. Trot
8. Stop and Back 4 Steps
9. Right Haunch Turn
10. Trot and Exit.

LEGEND

Walk:

Trot: - - - - -

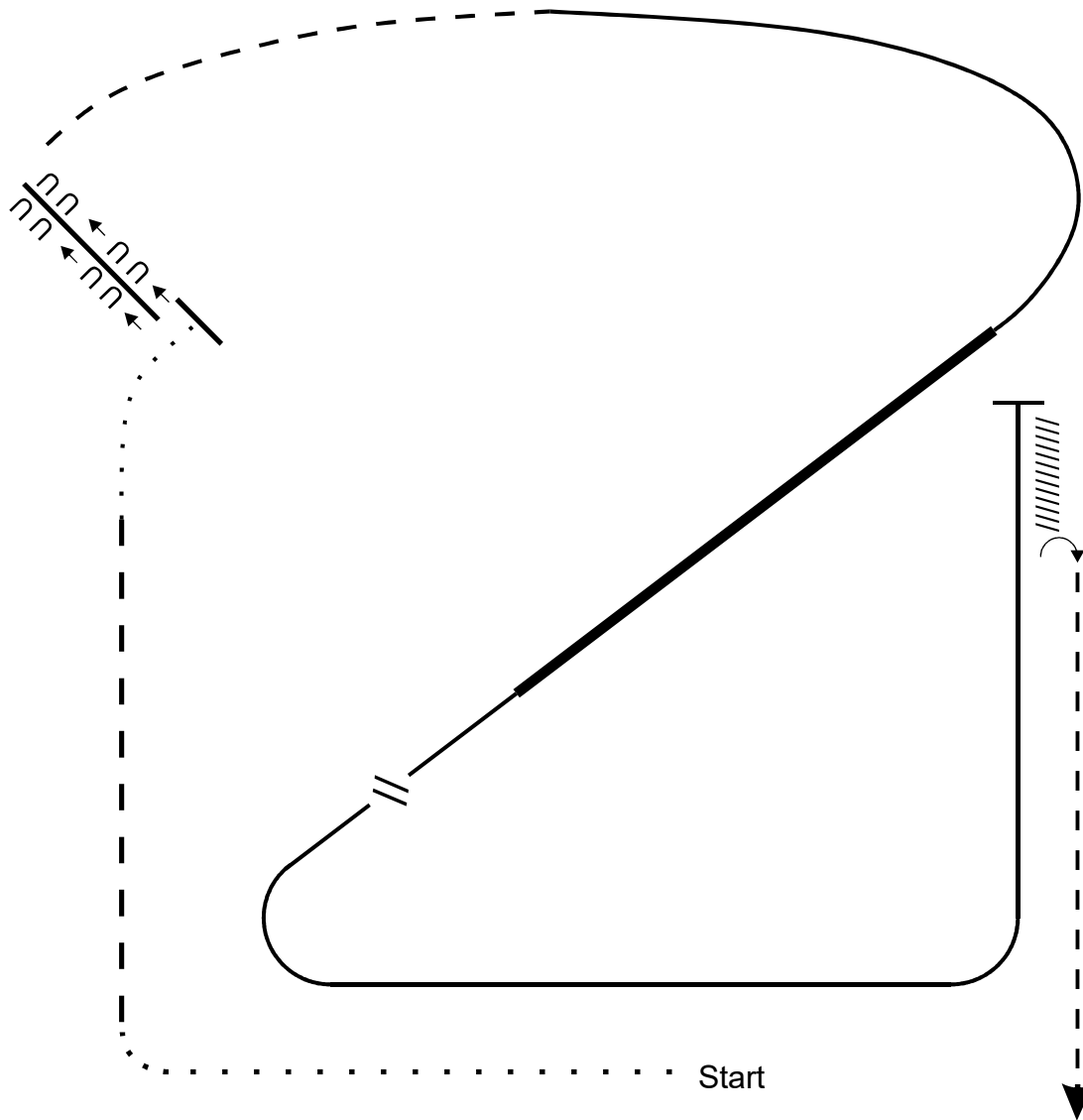
Extended Trot: — — — — —

Back: //////////////

SSC Shades of Summer Open Show

****W/T Ranch Riding (All Ages) (No Cross Entry)**

Classes: 71, 72 & 73



1. Walk
2. Extended Trot
3. Walk
4. Stop, Sidepass Left over Log.
5. Trot
6. Lope Right Lead.
7. Extended Lope Right Lead.
8. Collect Lope and Change Leads (simple or flying).
9. Lope Left Lead.
10. Stop and Back.
11. 1/2 Turn Right.
12. Trot

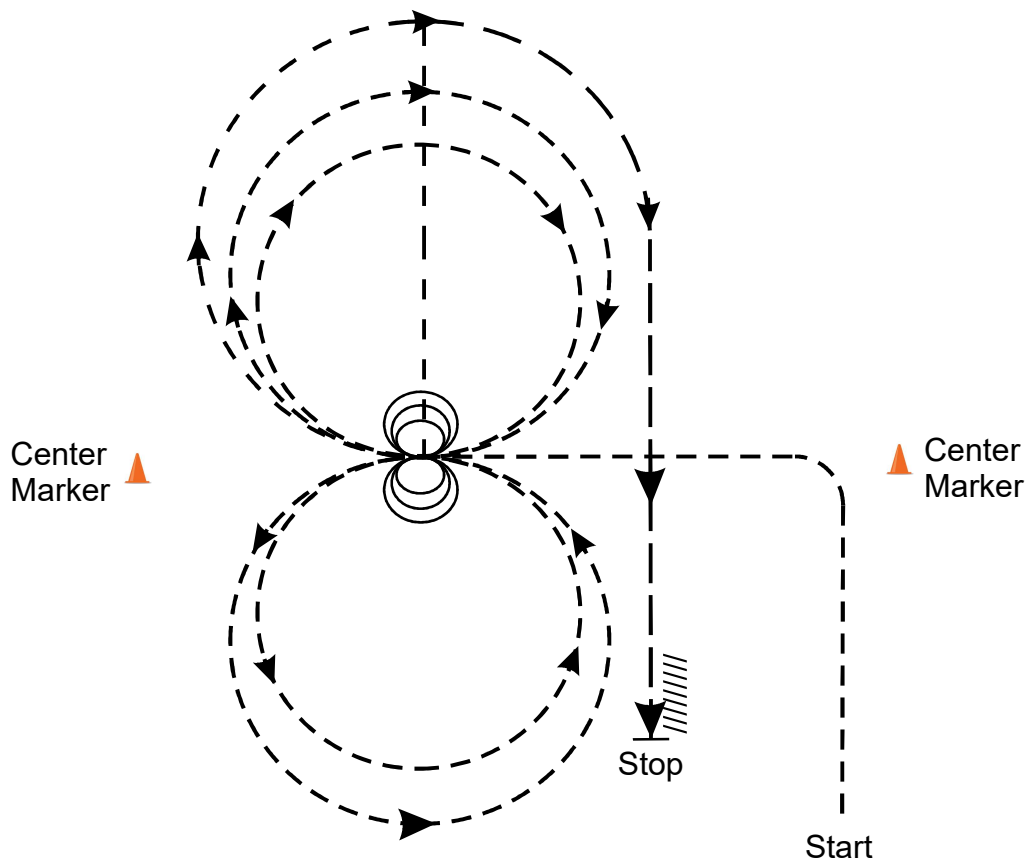
LEGEND

Walk:
Trot:	- - - - -
Extended Trot:	— — —
Lope:	—————
Extended Lope:	—————
Back:	//////////
Sidepass:	$\frac{UU \leftarrow UU \leftarrow}{UU \rightarrow UU \rightarrow}$

SSC Shades of Summer Open Show

****W/T Ranch Reining (No Cross Entry)**

Class: 74



Mandatory Markers along Fence or Wall.

Ride Pattern as follows: Trot to Center of Arena and Stop.

1. Complete 3 Spins in one direction. Hesitate.
2. Complete 3 Spins in opposite direction. Hesitate.
3. Beginning the Right, Trot complete 2 Large Circles to the Right . Change directions at Center of arena.
4. Complete 2 Large Trot Circles to the Left. Change directions in the Center of arena.
5. Begin a Large Circle to the Right, about half way Extend the Trot and do not close this circle. Run down the Right Side. Back at least 10 Feet.

LEGEND

Trot: - - - - -

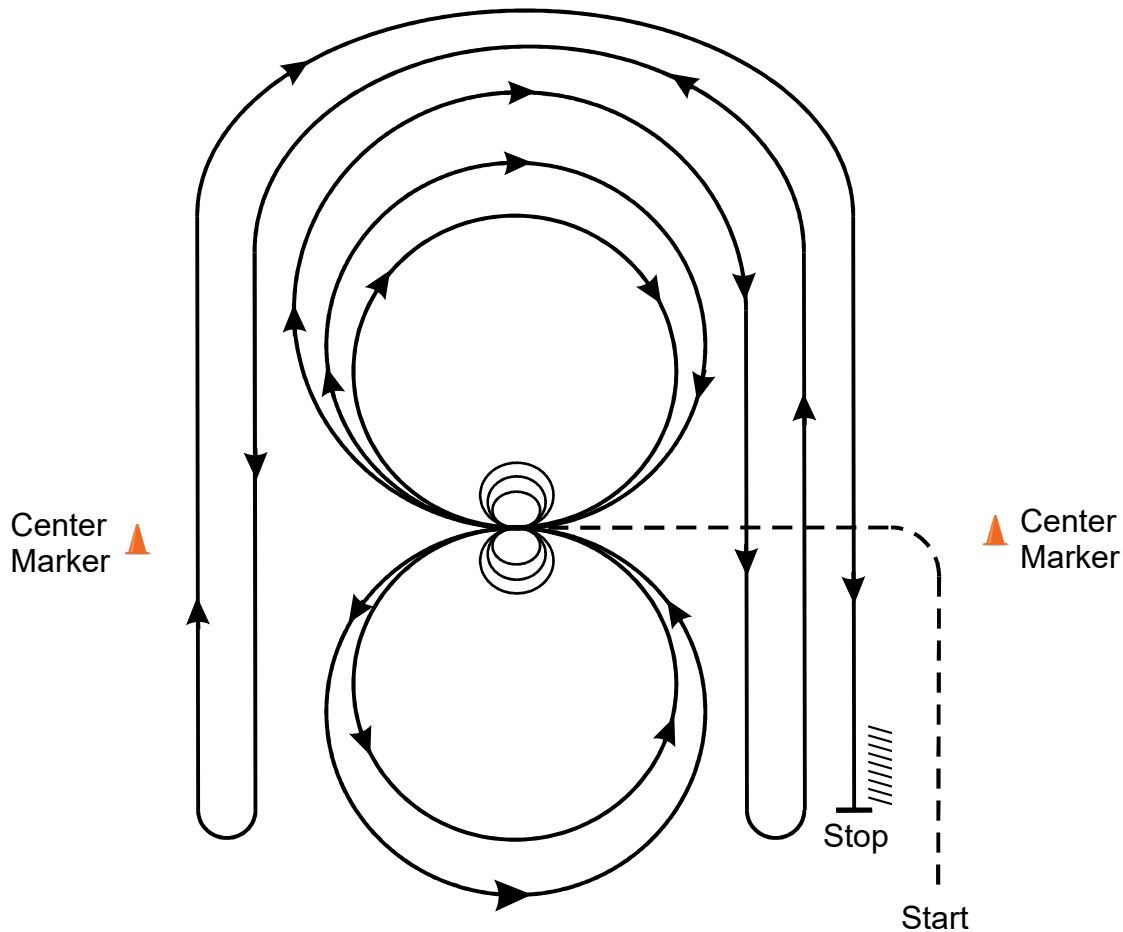
Extended Trot: — — —

Back: // // // // // // // //

Spin:

SSC Shades of Summer Open Show

Ranch Reining Classes: 75, 76 & 77



Mandatory Markers along Fence or Wall.

Ride Pattern as follows: Trot to Center of Arena and Stop.

1. Complete 3 Spins in one direction. Hesitate.
2. Complete 3 Spins in opposite direction. Hesitate.
3. Beginning the Right, complete 2 Large Circles to the Right . Change directions at Center of arena.
4. Complete 2 Large Circles to the Left. Change directions in the Center of arena.
5. Begin a Large Circle to the Right, about half way Extend the Trot and do not close this circle. Run down the Right Side. Back at least 10 Feet.
6. Continue back around the previous circle but do not close this circle. Run down the left side of the arena ast the Center Marker and do a Right Roll Back at least 20 feet from the wall or fence, no Hesitation.
7. Continue back around previous circle, but do not close this circle. Run down the Right Side of the arena past the Center Marker and do a Sliding Stop at least 20 Feet from wall or fence. Back up at least 10 Feet. Hesitate to show completion of pattern.

LEGEND

Jog: - - - - -

Lope: _____

Back: ///////////////

Spin: